












Heavy Truck Observance Study

Legend

Truck ID	Truck Description	
1	Tow truck with 2 axles	
2	Tow truck with 3 or more axles	
3	¾ or 1 ton pick-up truck with 2 axles	
4	Single unit with 2 axles. Cube van, step van, small dump trucks. Some types include soft drink companies, cabs without trailers & flat-bed tow trucks.	
5	Single unit with 3 axles. Includes dump trucks, cabs without trailers, garbage trucks, flat-bed trucks with hydraulic arms.	
6	Single unit truck with 4 or more axles	
7	Single unit truck with “pup”. Usually a 3 or 4 axle truck pulling a 2 or 3 axle pup. Also includes some single flat-beds with attached trailer	
8	Single trailer with 4 or less axles.	
9	Single trailer with 5 axles	
10	Single trailer with 6 or more axles	
11	Multi-trailer with 5 or less axles	
12	Multi-trailer with 6 axles	
13	Multi-trailer with 7 or more axles	
14	Other truck style. If a particular heavy truck does not fit any of the above-noted configurations, indicate by #14 on your field sheet.	

NOTE:

The truck symbols listed in this table represent **axle configurations only**. Trailer and box styles will vary and will include tankers, flat-beds, and car carriers. For example, logging trucks may use 4, 5 or more axles but will consist of a flat-bed trailer instead of an enclosed box. In this case, a 4 axle logging truck will be identified on the field sheet by #8 if it is a single trailer. A dump truck with 3 axles will be identified by #5 since it is a single unit truck. If it is towing a “pup” with 2 axles, it will be identified by # 7.