

Morning Traffic Counts and their Evolution - Light Vehicles

Legend

Inner Area

- Screenline
- Inbound Traffic Flow
- Outbound Traffic Flow

Greenbelt

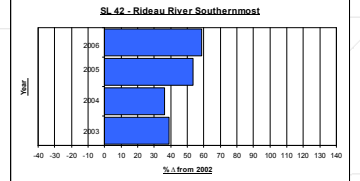
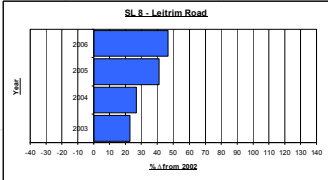
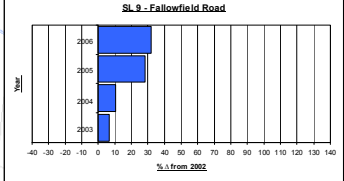
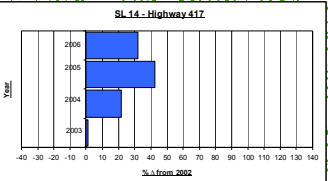
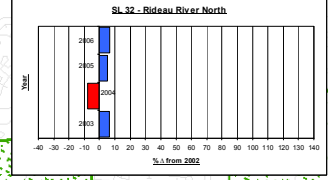
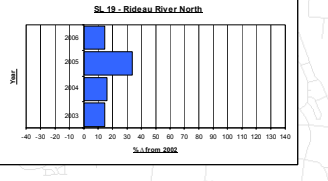
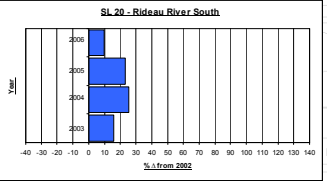
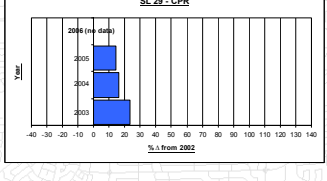
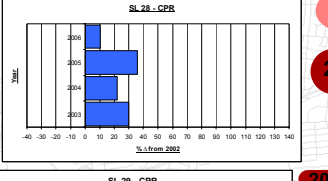
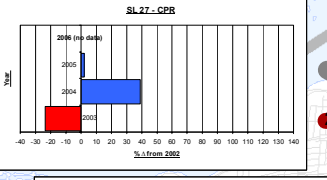
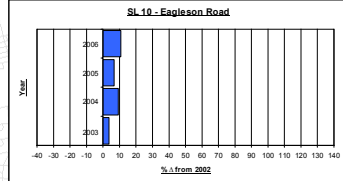
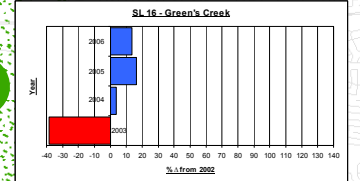
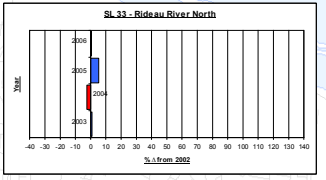
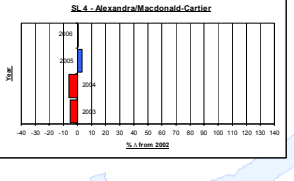
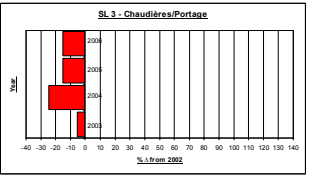
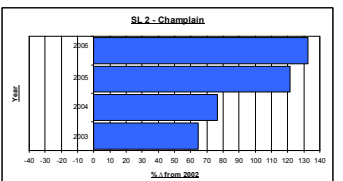
- Screenline
- Inbound Traffic Flow
- Outbound Traffic Flow

Other

- Screenline
- Inbound Traffic Flow
- Outbound Traffic Flow

2006 Total: 10,480 Traffic Count for Year Indicated

NOTES: Morning = AM peak period (07:00 - 09:30)
 Light vehicles = cars and 80% light trucks
 The bar graphs only depict changes in inbound traffic



2006 Total: 10,848

2006 Total: 16,552

2006 Total: 5,193

2006 Total: 17,066

2006 Total: 8,126

2006 Total: 8,708

2006 Total: 1,838

2006 Total: 5,197

2006 Total: 6,830

2006 Total: 10,483

2005 Total: 5,026

2006 Total: 9,822

2006 Total: 14,079

2005 Total: 5,805

2006 Total: 10,162

2006 Total: 8,611

2006 Total: 6,210

2006 Total: 7,003

2006 Total: 6,442

2006 Total: 13,776

2006 Total: 18,468

2006 Total: 5,101

2006 Total: 7,513

2006 Total: 7,850